

# Second Grade News

from Ms. Bates, Ms. Beachley, and Ms. Hall

May  
2020



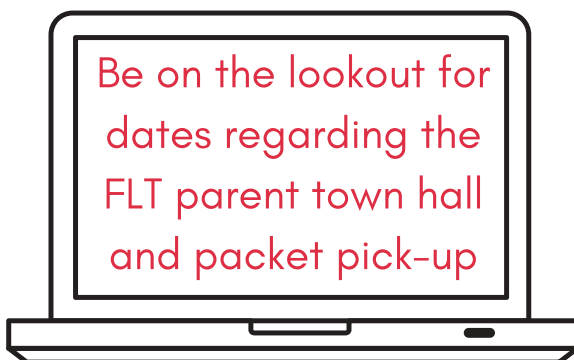
Congratulations to  
students of the month  
for March and April :

Saniya H  
Rayne S.  
Ca'mari B

.....  
These students have been  
recognized at being  
leaders in remote education  
and showing the core  
value of courage  
.....

May's Core Value  
Wisdom

*We've gone remote!*



WOW! FURMAN FAMILIES – IT'S HARD TO BELIEVE WE'VE BEEN OUT OF SCHOOL NEARLY 8 WEEKS. PLEASE TAKE A MOMENT TO TAKE A DEEP BREATHE IN, YOU'VE DONE SO MUCH IN THAT TIME TO HELP YOUR CHILD! YOU'VE LEARNED NEW TECHNOLOGY, YOU'VE RE-ARRANGED YOUR SCHEDULE FOR YOUR CHILD'S LEARNING, AND YOU'VE ASKED FOR HELP WHEN YOU NEEDED IT. YOU ARE SETTING AN EXAMPLE TO YOUR CHILD RIGHT NOW AS THE MODEL FOR GRIT, ENDURANCE, AND PERSEVERANCE.

## GRADING UPDATES



In light of Covid-19 final grades are calculated as an average of first, second, and third quarter. For the duration of the fourth quarter students completing at home assignments or connecting remotely can earn an additional 6 points on their final grades for core subjects. Students may receive an incomplete for fourth quarter if there has been no contact with teachers or indication that learning is continuing at home.

Please reach out to your child's teacher with questions.

STAY UP-TO-DATE WITH FLT



@fltempleton



Furman L. Templeton  
Preparatory Academy.

## REMINDER ON CONTACTING TEACHERS

Office Hours for all second grade teachers are 11am - 12pm Monday-Thursday. Teachers are not obligated to respond outside of these hours. Please give us 24 hours to respond during the school week.



What  
are we  
working  
on?

Math +

Shapes  
Data Collection  
Foundations of  
Multiplication

Reading

Point of View  
Summarizing  
Sequencing  
Problem and  
Solution

Writing

Expository  
Writing  
Narratives  
How-To  
Writing

Science and Social Studies

Independent  
Research




# Resources for at home learning

## Google Classroom


Google Classroom is THE BEST place to find up to date assignment information, submit work, and follow along with our work packet. If you have access to a digital tablet, computer, or cell phone you can see the assignments and announcements that teachers post. We track submitted assignments for points on Final Grades.

## Youtube

We post videos 2-4 times a week per core subject. These videos help you work through the packet work and extend learning at home beyond the packet. These videos can help you stay on pace and we often post tutorials for using some of our digital materials. Make sure to watch the whole video to know exactly what to do!



*For information on logging into any of these sites contact one of us. We'd be happy to help you stay 'connected'*



## iReady

iReady is a great resources for individualized learning at home. It can be accessed on most personal computers or an iPad. The lessons assigned are at student's level and can keep them on track to meeting grade-level standards. Please be having students complete 60 minutes of math and 60 minutes of reading each week.

## Zearn.org

Zearn is a great math website that provides lessons aligned to our math curriculum. We are adjusting lessons weekly to meet students needs and the work provided in the packets.

## Wonders

Our entire reading curriculum is online. All the stories, games, and worksheets are able to be completed digitally. Please be watching the to-do list for work that we have assigned to help students continue to work on grade-level tasks .

# Accessing Via Desktop, Laptop and Gaming System

**Step 1:** Go to [www.google.com](http://www.google.com). Click on the blue Sign In button in the upper right hand corner.



Sign in

Google  
Sign in  
Use your Google Account

Email or phone  
xxxxxx@bcps.org

Forgot email?

Not your computer? Use incognito windows to sign in.  
[Learn more](#)

Create account Next

**Step 2:** You will be taken to the Google sign in screen. Enter your City Schools' username (Student ID Number@bcps.org).

BALTIMORE CITY  
PUBLIC SCHOOLS

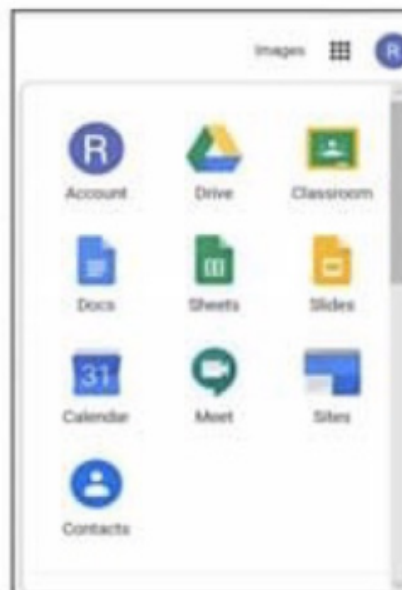
Sign in with your organizational account

xxxxxx@bcps.org

CMRstudent19

Sign in

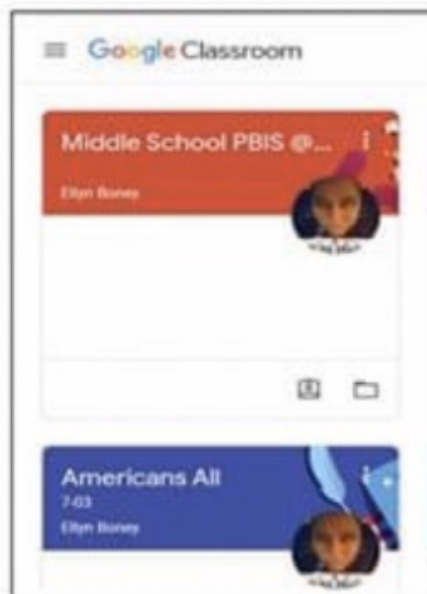
**Step 3:** You will be redirected to the Baltimore City Public Schools' sign in page. Enter your City Schools' username (Student ID Number@bcps.org) & password (School Created).



**Step 4:** Click on the Waffle icon next to your child's initial to access the Google Suite. Click on the Google Classroom icon.

If your child is already enrolled in classes, click on the class you wish to view.

If your child needs to enroll in a new class, click on the + next to the Waffle icon, then enter the Class Code provided by the teacher to join.



Join class

Ask your teacher for the class code, then enter it here.


Class code

Cancel Join

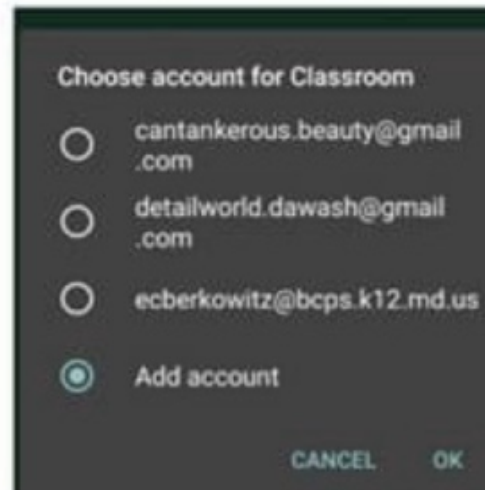


# A Parent's Guide To Accessing Google Classroom

## Accessing Via Cell Phone or Tablet



**Step 1:** Visit the App Store or Google Play to install Google Classroom.




**Step 2:** Open the app and click on Get Started. Choose Add Account and click on OK.



**Step 3:** Enter your City Schools' username (Student ID Number@bcps.org).

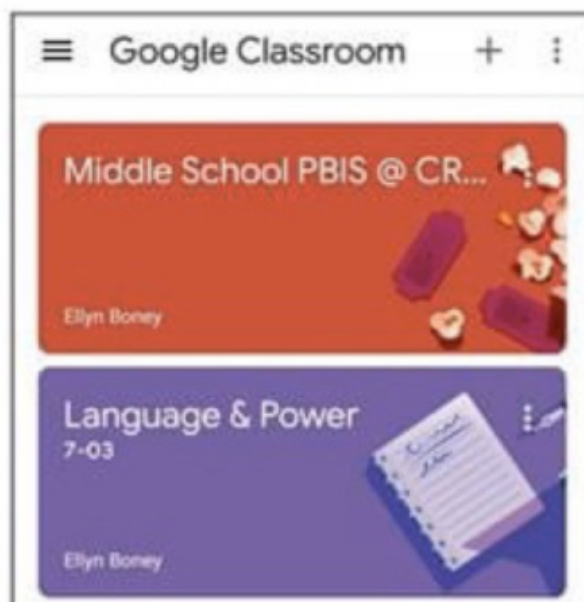
You will be redirected to the Baltimore City Public Schools' sign in page. Enter your City Schools' username (Student ID Number@bcps.org) & password (School Created).



Ask your teacher for the class code, then enter it here.

Class code

If your child needs to enroll in a new class, click on the +, then enter the Class Code provided by the teacher to join.



If your child is already enrolled in classes, click on the class you wish to view.